



Barovier&Toso

VENEZIA 1295

Addendum 2023



Barovier&Toso

VENEZIA 1295



Cristallo Veneziano | *Venetian Crystal*

Le creazioni Barovier&Toso sono opere uniche, in Cristallo Veneziano soffiato a bocca e realizzate a mano da maestri vetrai di Murano, depositari di una tradizione secolare che solca la storia da generazioni.

È ad Angelo Barovier che si deve l'invenzione di una rivoluzionaria formula che permise di ottenere un materiale inedito, dalle straordinarie caratteristiche di estrema trasparenza e brillantezza. Fu con decreto della Repubblica di Venezia, intorno al 1455, che Angelo Barovier ottenne addirittura l'esclusiva nella produzione del "Cristallo Veneziano".

Ciò che ancora oggi rende unica quella ricetta materica, giunta fino a noi e ulteriormente perfezionata, è la totale assenza di piombo e arsenico. Questo distingue il nostro Cristallo Veneziano da qualunque altro cristallo in commercio e rende la tecnica del cristallo soffiato, come anche tutto il processo produttivo, eseguibile in totale sicurezza da parte dei maestri vetrai.

Il Cristallo Veneziano è un materiale unico, sostenibile e sicuro, capace di dar forma ad opere di grande valore artistico, le creazioni Barovier&Toso.

Barovier&Toso produce esclusivamente Cristallo Veneziano.

The creations of Barovier&Toso are one-of-a-kind works in Venetian mouth blown Crystal and hand crafted by master artisans in Murano, custodians of an age-old tradition passed down across the generations.

Angelo Barovier invented a revolutionary formula that made it possible to obtain an unprecedented material with extraordinary characteristics of extreme transparency and brightness. Thanks to a decree issued by the Republic of Venice in 1455, Angelo Barovier was granted the exclusive right to produce "Cristallo Veneziano" (Venetian Crystal).

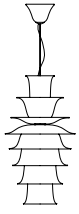
The factor that makes this formula unique, still used today through progressive refinements, is the total absence of lead and arsenic. This is what makes our Venetian Crystal different from any other crystal on the market, enabling the master artisans to carry out the entire production process in complete safety, achieving exceptional results.

The Venetian Crystal is a unique, sustainable and safe material, ideal to give form to works of great artistic value: the creations of Barovier&Toso.

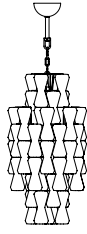
Barovier&Toso produces exclusively Venetian Crystal.



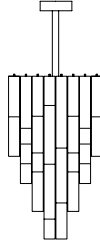
SUSPENSIONS



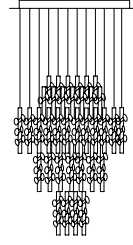
Campanula
10



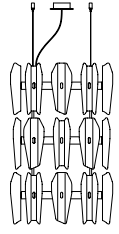
Clepsydra
16



Empire
20

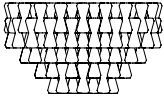


Germogli
22

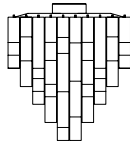


Punk
26

CEILING



Clepsydra
30



Empire
32

WALL



Clepsydra
36



Empire
38





SUSPENSIONS

Una collezione ampiamente variegata e versatile, capace di rievocare altre epoche o di aggiungere un accento contemporaneo all'ambiente. Lavorazioni tradizionali sposano forme eclettiche, dando vita a creazioni che fluttuano sospese nell'aria.

A variegated and versatile collection capable of suggesting other eras, or of adding a contemporary accent to spaces. Traditional workmanship meets eclectic forms, in creations that seem to float in the air.

CAMPANULA

García Cumini

Una bellezza gentile, che trova origine ed eco nella natura, nella sua capacità di farsi multiplo, ogni volta in modo nuovo e spontaneo. La modularità di questa collezione coniuga la tradizione delle lavorazioni artigianali ad una modalità compositiva contemporanea e vivace. Ben otto le versioni, che alternano i moduli e le rispettive texture variando esteticamente e dimensionalmente. Equilibrate ed eleganti, le sospensioni protendono nello spazio, seguendo prevalentemente un asse verticale. Protagonista il cristallo veneziano, brillante e ipnotico, perfetto interprete di un archetipo floreale.

Genteel beauty that originates in echoes of nature, with its ability to multiply, always in new, spontaneous ways. The modular design of this collection combines the tradition of craftsmanship with a contemporary, lively approach to composition. There are as many as eight versions, alternating the modules and their respective textures, varying the image and the size. Poised and elegant, the suspensions extend into space, following a primarily vertical axis. The protagonist is Venetian Crystal, bright and hypnotic, a perfect embodiment of a floral archetype.









Modelli e misure <i>Models and sizes</i>	Campanula			Campanula			Campanula			Campanula		
	7432			7433			7434			7435		
Peso Weight	16 kg 35 lb			10 kg 22 lb			8 kg 17,5 lb			13 kg 28,5 lb		
Lampadine Bulbs	N. Tipo	W max.		N. Tipo	W max.		N. Tipo	W max.		N. Tipo	W max.	
	1	Led	12,6	1	Led	12,6	1	Led	12,6	1	Led	12,6
Dimmerabile Dimmable	D			D			D			D		
Lampadine incluse Bulbs included	Led			Led			Led			Led		
Certificazioni Cerification Marks												

Modelli e misure <i>Models and sizes</i>	Campanula			Campanula			Campanula			Campanula		
	7436			7437			7438			7439		
Peso Weight	9 kg 20 lb			11 kg 22,5 lb			9 kg 20 lb			7 kg 15,5 lb		
Lampadine Bulbs	N. Tipo	W max.		N. Tipo	W max.		N. Tipo	W max.		N. Tipo	W max.	
	1	Led	12,6	1	Led	6,3	1	Led	6,3	1	Led	6,3
Dimmerabile Dimmable	D			D			D			D		
Lampadine incluse Bulbs included	Led			Led			Led			Led		
Certificazioni Cerification Marks												

Colori disponibili
Available colours**CC**Cristallo
Crystal**EB**Cristallo / Grigio /
Brown
*Crystal / Grey /
Brown***ED**Cristallo / Grigio /
Oliva
*Crystal / Grey /
Olive***EF**Cristallo / Grigio /
Blu Cadetto
*Crystal / Grey /
Cadet Blue***Finiture**
Finishings**CL**Cromo Lucido
Polished Chrome

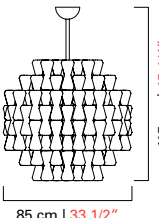
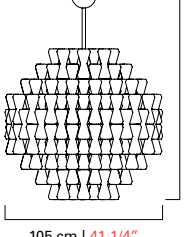
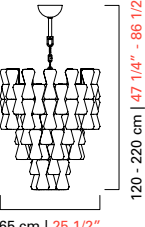
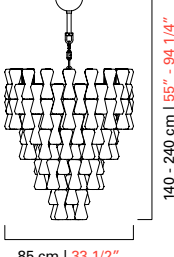
CLEPSYDRA

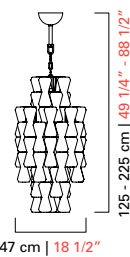
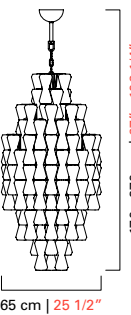
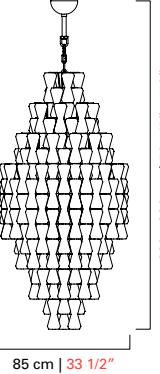
Simmetria e ordine danno vita a sospensioni molto ricche, dal magico fascino. Sono composizioni dense e brillanti, ottenute per moltiplicazione di un singolo elemento, che rivisita un design degli anni '60, presente nello storico archivio Barovier&Toso. Sinuosamente progettate per combaciare perfettamente, le clessidre sono realizzate con l'antica tecnica del Rigadin. Soffiando il cristallo all'interno di uno stampo chiamato "fracco", si ottengono sottili costolature lungo tutta la superficie dell'oggetto. Grazie a queste rigature, ogni sospensione accende una danza di riflessi luminosi.

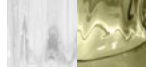

Symmetry and order generate very elegant suspension lamps of magical charm. These are intense, bright compositions, obtained through multiplication of a single element, linking back to a design from the 1960s contained in the historical archives of Barovier&Toso. With sinuous forms for perfect matching, the hourglasses are made with the age-old Rigadin technique. The glass is blown inside a mould known as a "fracco," producing slender ribbing along the entire surface of the object. Thanks to these lines, every suspension lamp triggers a dance of luminous reflections.





Modelli e misure <i>Models and sizes</i>	Clepsydra 7478	Clepsydra 7479	Clepsydra 7480	Clepsydra 7481
				
Peso Weight	115 kg 253 lb	185 kg 407 lb	70 kg 154 lb	120 kg 264 lb
Lampadine N. Tipo W max. Bulbs N. Type W max.	16 E14 40 E12 40	24 E14 40 E12 40	14 E14 40 E12 40	22 E14 40 E12 40
Dimmerabile Dimmable	D	D	D	D
Lampadine incluse Bulbs included				
Certificazioni Cerification Marks				

Modelli e misure <i>Models and sizes</i>	Clepsydra 7482	Clepsydra 7483	Clepsydra 7484
			
Peso Weight	52 kg 114 lb	110 kg 242 lb	200 kg 440 lb
Lampadine N. Tipo W max. Bulbs N. Type W max.	12 E14 40 E12 40	22 E14 40 E12 40	38 E14 40 E12 40
Dimmerabile Dimmable	D	D	D
Lampadine incluse Bulbs included			
Certificazioni Cerification Marks			

Colori disponibili
Available colours**CC**Cristallo
Crystal**FE**Cristallo / Sabbia
Crystal / Sand**FD**Cristallo / Oliva
Crystal / Olive**FF**Cristallo / Blu Cadetto
Crystal / Cadet Blue**FP**Cristallo / Pervinca
*Crystal / Perwinckle***Finiture**
Finishings**CL**Cromo Lucido
Polished Chrome**OG**Oro Galvanizzato
Galvanized Gold

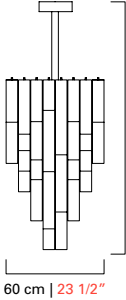
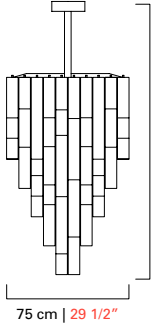
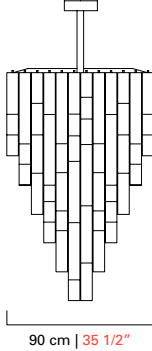
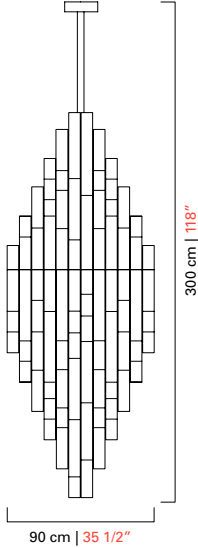
EMPIRE

Nuvole di tubi a sezione quadrata compongono sospensioni dai volumi piramidali, ispirandosi alle geometrie rigorose ed energiche tipiche dell'Art Déco. Gli elementi si sovrappongono, si affiancano, con lunghezze diverse e con una ritmata alternanza di colori, nelle versioni policrome. L'effetto luminoso d'insieme è soffuso, ma costellato da scintillii puntuali, frutto di particolari rifrazioni. A produrre questi giochi di luce sono le superfici leggermente ondulate dei tubi, ottenute per mezzo di una speciale lavorazione, detta a corteccia. Eseguita artigianalmente, si realizza con l'ausilio di uno stampo metallico, le cui irregolarità vengono trasferite sul vetro all'atto della soffiatura.

Clouds of tubes with a square cross-section form pyramid-shaped suspensions, inspired by the rigorous and energetic geometric stylings typical of Art Deco. The parts are overlaid and juxtaposed, with different lengths and a rhythmical alternation of colours in the polychrome versions. The luminous effect is soft but punctuated by sparkling highlights produced by particular refractions. The games of light are produced by the slightly undulated surfaces of the tubes, obtained by means of a special technique known as a corteccia. The lamps are made by hand with the aid of a metal mould, whose irregularities are transferred onto the glass during the blowing procedure.



Modelli e misure
Models and sizes


	Empire 7469	Empire 7470	Empire 7471	Empire 7472
				
Peso Weight	100 kg 220 lb	160 kg 352 lb	230 kg 506 lb	400 kg 880 lb
Lampadine N. Tipo W max. Bulbs N. Type W max.	13 E14 40 E12 40	21 E14 40 E12 40	32 E14 40 E12 40	45 E14 40 E12 40
Dimmerabile Dimmable	D	D	D	D
Lampadine incluse Bulbs included				
Certificazioni Certification Marks				

Colori disponibili
Available colours




CC

Cristallo
Crystal




EE

Cristallo / Grigio / Sabbia
Crystal / Grey / Sand



ED

Cristallo / Grigio / Oliva
Crystal / Grey / Olive



EF

Cristallo / Grigio / Blu Cadetto
Crystal / Grey / Cadet Blue

Finiture
Finishings



CL

Cromo Lucido
Polished Chrome



OG

Oro Galvanizzato
Galvanized Gold

GERMOGLI

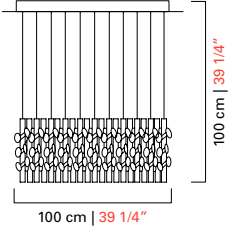
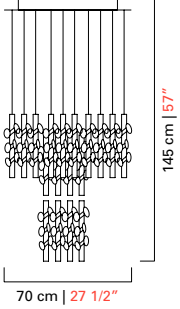
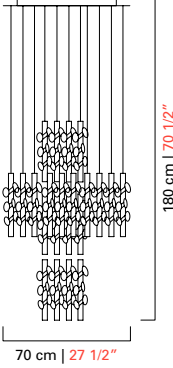
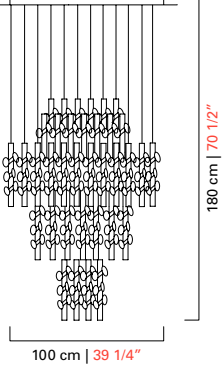
Domina la scena un involuppo di canne luminose, avvolte da foglie rampicanti, interamente realizzate in cristallo veneziano. Risalgono agli anni '80 i disegni dello storico archivio Barovier&Toso ai quali la collezione di sospensioni si rifà. Doppia la fonte luminosa, interna ai singoli elementi e inserita nel piatto metallico superiore. Così progettata, la luce esalta il design del cristallo e delle composizioni, facendosi interprete di una ricercatezza che sa essere insieme leggerezza e opulenza. Sorprendenti ed eclettiche le composizioni: a pianta circolare oppure ovale, dalla forma concentrica o dalle geometrie più complesse, come la versione a spirale, perfetta per ambienti molto alti.

An enclosure of luminous reeds dominates the setting, wrapped by the leaves of climbing plants, entirely in Venetian Crystal. The drawings on which the collection of suspension lamps is based date back to the 1980s, stored in the historical archives of Barovier&Toso. The light source is double, inside single elements and inserted in the upper metal plate. The light brings out the refined design of the glass and its compositions, conveying a sense of elegance that is simultaneously lightness and opulence. The compositions are surprising and eclectic: circular or oval, with a concentric form or a more complex geometric arrangement, like the spiral version which is perfect for spaces with very high ceilings.

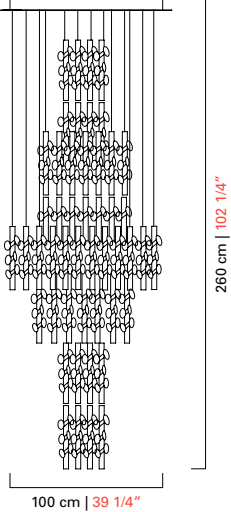
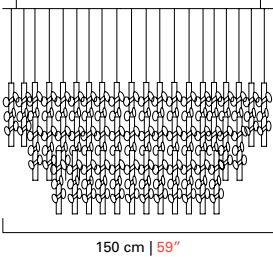
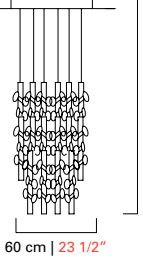




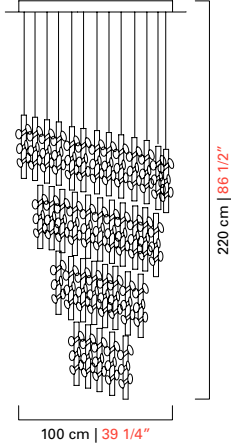
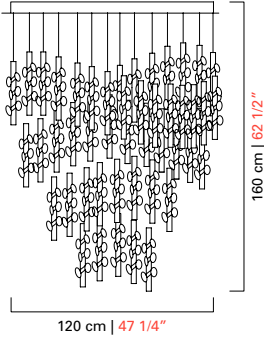
Modelli e misure
Models and sizes

	Germogli 7455	Germogli 7456	Germogli 7457	Germogli 7458
				
Peso Weight	80 kg 176,5 lb	50 kg 110 lb	80 kg 176,5 lb	100 kg 220 lb
Lampadine N. Tipo W max. Bulbs N. Type W max.	6+21 G53+Led 15+0,36 G53+Led 15+0,36	3+18 G53+Led 15+0,36 G53+Led 15+0,36	3+15 G53+Led 15+0,36 G53+Led 15+0,36	6+33 G53+Led 15+0,36 G53+Led 15+0,36
Dimmerabile Dimmable	D (solo G53)	D (solo G53)	D (solo G53)	D (solo G53)
Lampadine incluse Bulbs included	G53+Led	G53+Led	G53+Led	G53+Led
Certificazioni Cerification Marks				

Modelli e misure
Models and sizes

	Germogli 7459	Germogli 7460
		 
Peso Weight	100 kg 220 lb	100 kg 220 lb
Lampadine N. Tipo W max. Bulbs N. Type W max.	6+39 G53+Led 15+0,36 G53+Led 15+0,36	4+29 G53+Led 15+0,36 G53+Led 15+0,36
Dimmerabile Dimmable	D (solo G53)	D (solo G53)
Lampadine incluse Bulbs included	G53+Led	G53+Led
Certificazioni Cerification Marks		

Modelli e misure
Models and sizes

	Germogli 7461	Germogli 7462
		
Peso Weight	80 kg 176,5 lb	100 kg 220 lb
Lampadine N. Tipo W max. Bulbs N. Type W max.	1+25 G53+Led 15+0,36 G53+Led 15+0,36	6+29 G53+Led 15+0,36 G53+Led 15+0,36
Dimmerabile Dimmable	D (solo G53)	D (solo G53)
Lampadine incluse Bulbs included	G53+Led	G53+Led
Certificazioni Certification Marks		

Colori disponibili
Available colours

*Il colore si intende solo per la decorazione a foglia. Il corpo è sempre in CC.
 The color is only for the leaf decoration. The body is always in CC.


CC
 Cristallo
Crystal

EK
 Sabbia
Sand

DK
 Oliva
Olive

AK
 Blu Cadetto
Cadet Blue

LQ
 Bluastro
Bluastro

FK
 Indaco
Indigo

CK
 Pervinca
Periwinkle

AT
 Argento
Silver

OO
 Oro
Gold
Finiture
Finishings

CL
 Cromo Lucido
Polished Chrome

OJ
 Oro Spazzolato
Brushed Gold

PUNK

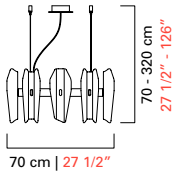
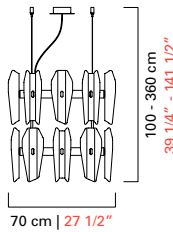
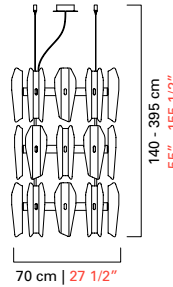
Roberto Lazzeroni

Poesia e leggerezza convivono in questa dirompente collezione, ispirata alle espressioni stilistiche a cavallo tra gli anni '50 e gli anni '60. Roberto Lazzeroni interpreta il dialogo tra tradizione e modernità e costruisce una sua lettura, poeticamente connessa a quell'immaginario familiare. Come schegge, le formelle in cristallo veneziano coniugano ironia e rigore. Ancorate manifestamente alla struttura ad anello, schermano la fonte luminosa e stabiliscono rapporti proporzionali di notevole impatto.

Poetry and lightness coexist in this bold, novel collection that takes its inspiration from the stylistic expressions of the 1950s and 1960s. Roberto Lazzeroni interprets the dialogue between tradition and modernity, building an interpretation poetically connected to this familiar imagery. Like splinters, the tiles in Venetian Crystal combine irony and rigor. Visibly anchored to the structural ring, they screen the light source and establish proportional relationships of remarkable impact.



Modelli e misure
Models and sizes

	Punk 7450	Punk 7451	Punk 7452
			
Peso Weight	22 kg 48,5 lb	45 kg 99 lb	67 kg 147,5 lb
Lampadine Bulbs	N. Tipo W max. 24 G9 4	N. Tipo W max. 48 G9 4	N. Tipo W max. 72 G9 4
Dimmerabile Dimmable	D	D	D
Lampadine incluse Bulbs included	G9	G9	G9
Certificazioni Certification Marks			

Colori disponibili
Available colours
**CC**Cristallo
Crystal**SF**Smeraldo / Fumé
Emerald / Smoke
Finiture
Finishings
**NJ**Nickel Nero
Spazzolato
*Brushed Black
Nickel***OJ**Oro Spazzolato
Brushed Gold





CEILING

Si integrano e si combinano con l'architettura degli ambienti creando un dialogo tra superfici e luci, tra spazio bidimensionale e tridimensionale. Puntuali, oppure modulari, realizzano atmosfere inebrianti e sofisticate.

They interact and combine with the architecture of spaces, creating a dialogue between surfaces and lights, in two and three dimensions. Used individually or in compositions, they produce inebriating and sophisticated atmospheres.

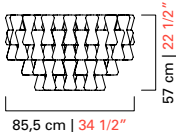
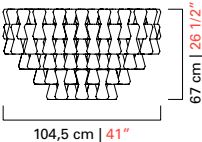
CLEPSYDRA

Vortici di clessidre muovono lo spazio con la luce, presenza danzante che attraversa ogni elemento in cristallo veneziano, rigato con l'antica tecnica del Rigadin. Sinuosamente definite, le clessidre si ripetono e si sovrappongono, creando lampade ricche e dense, ispirate ai disegni degli anni '60 recuperati dallo storico archivio Barovier&Toso.

Whirls of hourglasses move in space with light, a dancing presence that crosses each part in Venetian Crystal, lined with the age-old Rigadin technique. Sinuously shaped, the hourglasses repeat and overlap, creating dense, elegant lamps based on drawings from the 1960s contained in the historical archives of Barovier&Toso.



Modelli e misure
Models and sizes

	Clepsydra 7476	Clepsydra 7477																		
	 <p>85,5 cm 34 1/2"</p> <p>57 cm 22 1/2"</p>	 <p>104,5 cm 41"</p> <p>67 cm 26 1/2"</p>																		
Peso Weight	95 kg 209 lb	145 kg 319 lb																		
Lampadine Bulbs	<table border="1"> <thead> <tr> <th>N.</th> <th>Tipo</th> <th>W max.</th> </tr> </thead> <tbody> <tr> <td>12</td> <td>E14</td> <td>40</td> </tr> <tr> <td></td> <td>E12</td> <td>40</td> </tr> </tbody> </table>	N.	Tipo	W max.	12	E14	40		E12	40	<table border="1"> <thead> <tr> <th>N.</th> <th>Tipo</th> <th>W max.</th> </tr> </thead> <tbody> <tr> <td>16</td> <td>E14</td> <td>40</td> </tr> <tr> <td></td> <td>E12</td> <td>40</td> </tr> </tbody> </table>	N.	Tipo	W max.	16	E14	40		E12	40
N.	Tipo	W max.																		
12	E14	40																		
	E12	40																		
N.	Tipo	W max.																		
16	E14	40																		
	E12	40																		
Dimmerabile Dimmable	D	D																		
Lampadine incluse Bulbs included																				
Certificazioni Certification Marks																				

Colori disponibili
Available colours



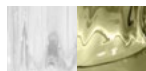
CC

Cristallo
Crystal



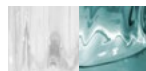
FE

Cristallo / Sabbia
Crystal / Sand



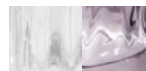
FD

Cristallo / Oliva
Crystal / Olive



FF

Cristallo / Blu Cadetto
Crystal / Cadet Blue



FP

Cristallo / Pervinca
Crystal / Periwinkle

Finiture
Finishings



CL

Cromo Lucido
Polished Chrome



OG

Oro Galvanizzato
Galvanized Gold

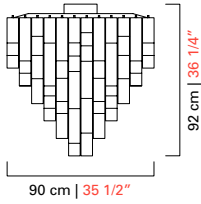
EMPIRE

Fortemente tridimensionali, collaborano con l'architettura degli ambienti a definirne volumi e confini. La struttura delle lampade è completamente celata e dal soffitto piovono nuvole di tubi a sezione quadrata. Le composizioni disegnano piramidi asimmetriche rovesciate, ispirandosi alle geometrie rigorose ed energiche tipiche dell'Art Déco. Gli elementi si sovrappongono, si affiancano, con lunghezze diverse e con una ritmata alternanza di colori, nelle versioni policrome. La lavorazione a corteccia del cristallo veneziano crea delle deformazioni irregolari sulla superficie e particolari rifrazioni della luce, per un effetto d'insieme soffuso, costellato da scintillii puntuali.

Forcefully three-dimensional, these pieces interact with the architecture of spaces, defining volumes and boundaries. The structure of the lamps is completely concealed, while tubes with a square cross-section descend from the ceiling. The compositions form asymmetrical overturned pyramids, based on the rigorous and energetic geometric shapes of Art Deco. The parts are overlaid and juxtaposed, with different lengths and a rhythmical alternation of colours in the polychrome versions. The a corteccia workmanship of the Venetian Crystal creates irregular variations on the surface and particular refractions of the light, for an overall effect of soft brightness punctuated by sparkling highlights.



Modelli e misure
Models and sizes

	Empire 7466	Empire 7467	Empire 7468
			
Peso Weight	78 kg 171,5 lb	120 kg 264 lb	178 kg 391,5 lb
Lampadine N. Tipo W max. Bulbs N. Type W max.	9 E14 40 E12 40	16 E14 40 E12 40	24 E14 40 E12 40
Dimmerabile Dimmable	D	D	D
Lampadine incluse Bulbs included			
Certificazioni Certification Marks			

Colori disponibili
Available colours



CC

Cristallo
Crystal



EE

Cristallo / Grigio / Sabbia
Crystal / Grey / Sand



ED

Cristallo / Grigio / Oliva
Crystal / Grey / Olive



EF

Cristallo / Grigio / Blu Cadetto
Crystal / Grey / Cadet Blue

Finiture
Finishings



CL

Cromo Lucido
Polished Chrome



OG

Oro Galvanizzato
Galvanized Gold





WALL

Punteggiano le pareti, come opere d'arte che impreziosiscono e vestono di personalità gli spazi da vivere e condividere. Dal gusto più classico a quello più semplice e moderno, ogni modello riesce ad enfatizzare la preziosità del Cristallo Veneziano e l'artigianalità delle sue lavorazioni.

They punctuate walls like works of art that enhance and bring personality to spaces for living and sharing. From the most classical taste to simple, modern styling, each model underscores the precious value of Venetian crystal, and the skill that goes into its making.

CLEPSYDRA

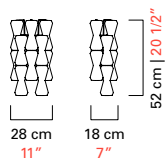
Realizzate con l'antica tecnica del Rigadin, le clessidre sono rigate da sottili costolature, che vivacizzano la rifrazione della luce. Rivisitano un design degli anni '60, dallo storico archivio Barovier&Toso, e ne ripropongono la sinuosità e il concetto di simmetria. Dal loro incontro nascono lampade uniche, per eleganza e fascino.

Made with the traditional Rigadin technique, the hourglasses are lined with slender ribbing, enlivening the refraction of the light. They are based on a design from the 1960s contained in the historical archives of Barovier&Toso, reinterpreting its sinuous lines and its concept of symmetry. These factors are combined to create lamps that are unique for their elegance and charm.



Modelli e misure
Models and sizes

Clepsydra

7475

28 cm

11"

18 cm

7"

52 cm | 20 1/2"

Peso**Weight**9 kg
20 lb**Lampadine****Bulbs**

N.	Tipo	W max.
N.	Type	W max.
2	E14	40
	E12	40

2

E14

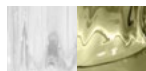
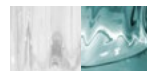
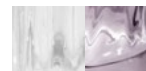
40

E12

40

Dimmerabile**Dimmable**


D

Lampadine incluse**Bulbs included****Certificazioni****Cerification Marks****Colori disponibili****Available colours****CC**Cristallo
Crystal**FE**Cristallo / Sabbia
Crystal / Sand**FD**Cristallo / Oliva
Crystal / Olive**FF**Cristallo / Blu Cadetto
Crystal / Cadet Blue**FP**Cristallo / Pervinca
*Crystal / Periwinkle***Finiture****Finishings****CL**Cromo Lucido
Polished Chrome**OG**Oro Galvanizzato
Galvanized Gold

EMPIRE

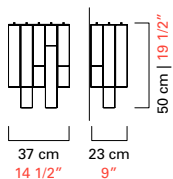
La valenza tridimensionale della lampada e il suo rigore geometrico connotano la parete con grande carattere. Gli elementi tubolari, a sezione quadrata, presentano una superficie ondulata e irregolare, ottenuta con la lavorazione a corteccia del cristallo veneziano. La luce che attraversa queste peculiari deformazioni produce un effetto luminoso soffuso e costellato da scintillii puntuali.

The three-dimensional presence of the lamp with its geometric rigour add expressive character to any wall. The tubular parts, with a square cross-section, have an undulated, irregular surface obtained with the a corteccia technique in Venetian Crystal. The light that crosses these irregular details produces a soft effect, punctuated by sparkling highlights.



Modelli e misure
Models and sizes

Empire
7465




Peso Weight	17 kg 37,5 lb
Lampadine Bulbs	N. Tipo W max. 3 E14 40 N. Type W max. 3 E12 40
Dimmerabile Dimmable	D
Lampadine incluse Bulbs included	
Certificazioni Cerification Marks	


Colori disponibili
Available colours



CC
Cristallo
Crystal



EE
Cristallo / Grigio / Sabbia
Crystal / Grey / Sand



ED
Cristallo / Grigio / Oliva
Crystal / Grey / Olive



EF
Cristallo / Grigio / Blu Cadetto
Crystal / Grey / Cadet Blue

Finiture
Finishings



CL
Cromo Lucido
Polished Chrome



OG
Oro Galvanizzato
Galvanized Gold

Collezioni <i>Collections</i>	AT	AM	AK	AQ	BB	BL	BW	CA	CC	CK	CR	CG	DK	DO
	Argento <i>Silver</i>	Ametista <i>Amethyst</i>	Blu Cadetto <i>Cadet Blue</i>	Acquamarine <i>Acquamarine</i>	Bianco <i>White</i>	Bluino <i>Light Blue</i>	Brown <i>Brown</i>	Caramello <i>Caramel</i>	Cristallo <i>Crystal</i>	Pervinca <i>Periwinkle</i>	Cristallo Rugiada <i>Crystal Rugiada</i>	Cognac <i>Cognac</i>	Oliiva <i>Olive</i>	Cristallo Decoro Oro <i>Crystal Gold Decoration</i>
Campanula	Per i colori Standard fare riferimento alla pagina prodotto. Per i colori Bespoke verificare con il nostro Design Department.													
Clepsydra	Per i colori Standard fare riferimento alla pagina prodotto. Per i colori Bespoke verificare con il nostro Design Department.													
Empire	Per i colori Standard fare riferimento alla pagina prodotto. Per i colori Bespoke verificare con il nostro Design Department.													
Germogli ⁽¹⁾	●	●	●	●		●	●		●	●		●	●	
Punk	Per i colori Standard fare riferimento alla pagina prodotto. Per i colori Bespoke verificare con il nostro Design Department.													

- Colori Bespoke | *Bespoke Colours*
- Colori Standard | *Standard Colours*

(1) Il colore si intende solo per la decorazione a foglia. Il corpo è sempre in CC. | *The color is only for the leaf decoration. The body is always in CC.*

 EK Sabbia <i>Sand</i>	 EL Cedro Liquido <i>Liquid Citron</i>	 FK Indaco <i>Indigo</i>	 GR Champagne Rugiada <i>Champagne Rugiada</i>	 IC Grigio <i>Grey</i>	 LQ Bluastro <i>Bluastro</i>	 FM Fumé <i>Smoke</i>	 NN Nero <i>Black</i>	 OB Oro Beige <i>Beige Gold</i>	 OO Oro <i>Gold</i>	 OR Oro Rugiada <i>Gold Rugiada</i>	 PC Policromo <i>Polychrome</i>	 RS Rosé Light <i>Light Pink</i>	 VA Verde Antalia <i>Antalia Green</i>	 VI Viola <i>Viola</i>	 VV Verdino <i>Light Green</i>
---	---	--	---	--	--	---	---	--	---	--	--	---	---	--	--

Refer to the product page for Standard colours. Check with our Design Department for Bespoke colours.

Refer to the product page for Standard colours. Check with our Design Department for Bespoke colours.

Refer to the product page for Standard colours. Check with our Design Department for Bespoke colours.

●	●	●			●	●			●			●	●	●	
---	---	---	--	--	---	---	--	--	---	--	--	---	---	---	--

Refer to the product page for Standard colours. Check with our Design Department for Bespoke colours.

Barovier&Toso
Vetriere Artistiche Riunite srl

Headquarter
Fondamenta Vetrai 28
30141 Murano Venezia | Italy
T. (+39) 041 739 049
info@barovier.com

Marketing Office
Via Durini 5
20122 Milano | Italy
T. (+39) 02 778 78 600
press@barovier.com

Palazzo Barovier&Toso
Fondamenta Manin 1/D | 30141 Murano
palazzo@barovier.com

Showroom Barovier&Toso
Via Durini 5 | 20122 Milano
showroom.milano@barovier.com

barovier.com



barovier.com